

Tele-Medicine during Pandemics



www.himsanjeevani.com



Book Tele-medicine Appointments with doctors

Download from Play Store

Or

Login with- <https://www.himsanjeevani.com>



Enter Mobile no.

The app's home screen features a logo at the top consisting of a heart with a pulse line and two hands. Below the logo, the text "Him Sanjeevani" is displayed in a large, blue font, followed by the tagline "Clinic Comes Home". A phone number "+91 9910403444" is shown with a dropdown arrow to its left. A green "Go" button is positioned below the number. At the bottom, there is a world map with several circular icons representing different users or locations.

Enter OTP

The "Verify OTP" screen has a blue header with a back arrow and the text "Verify OTP". The main content area prompts the user to "Enter the OTP sent to: 9910403444" and includes a text input field with "1234" entered. A "Resend OTP" link is located below the input field. A large green "Verify" button is centered at the bottom. At the very bottom, there is a "Your Health Connect" section with a "Need Help?" button.

Enter Name
Then Click on Register
as Patient

The "Registration" screen has a blue header with a back arrow and the text "Registration". It prompts the user to "I'm a patient / User" and features a blue circular icon with a white person silhouette and a plus sign. Below this, there is a text input field for "Enter patient name" containing "Adarsh Pandey". A green checkmark icon is followed by the text "I accept the Terms & Conditions for this platform." A large green "Register As Patient" button is centered at the bottom.

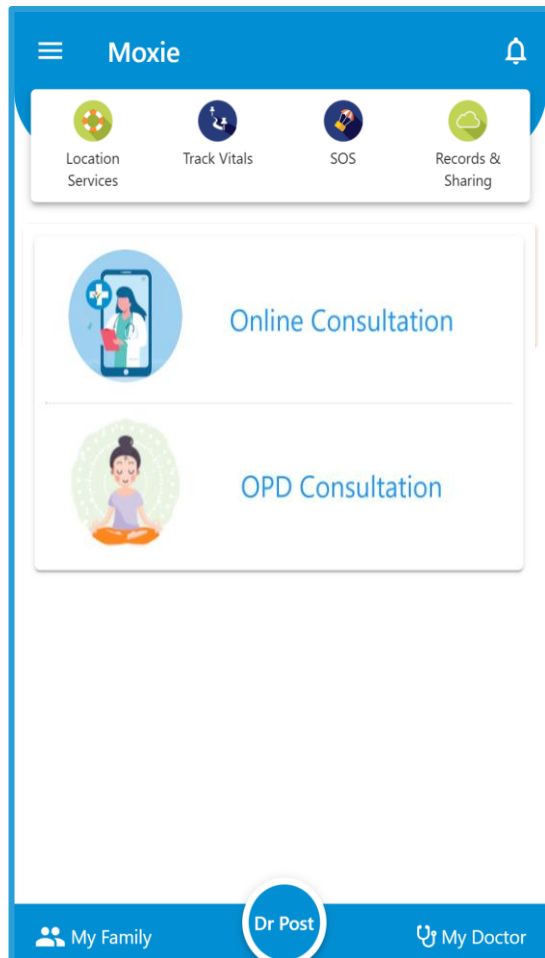
Fill All Details

The "Profile" screen has a blue header with a menu icon, the text "Profile", and a "Done" button. It features a circular profile picture of a man. Below the picture, the name "Mr. Adarsh Pandey" is displayed with a dropdown arrow. There are two radio buttons for "Male" (selected) and "Female". The "Age (yrs.mths)" field shows "26.7" and "2 October, 1993". The "Address" field contains "Tarabganj Gonda". Below this, there are two input fields for "PIN/ZIP Code" (271309) and "Area/City" (Tarabganj,Gonda). At the bottom, there is a "Select Blood Group:" section with seven circular buttons: O+, O-, B+, B-, AB+, AB-, A+, and A-.

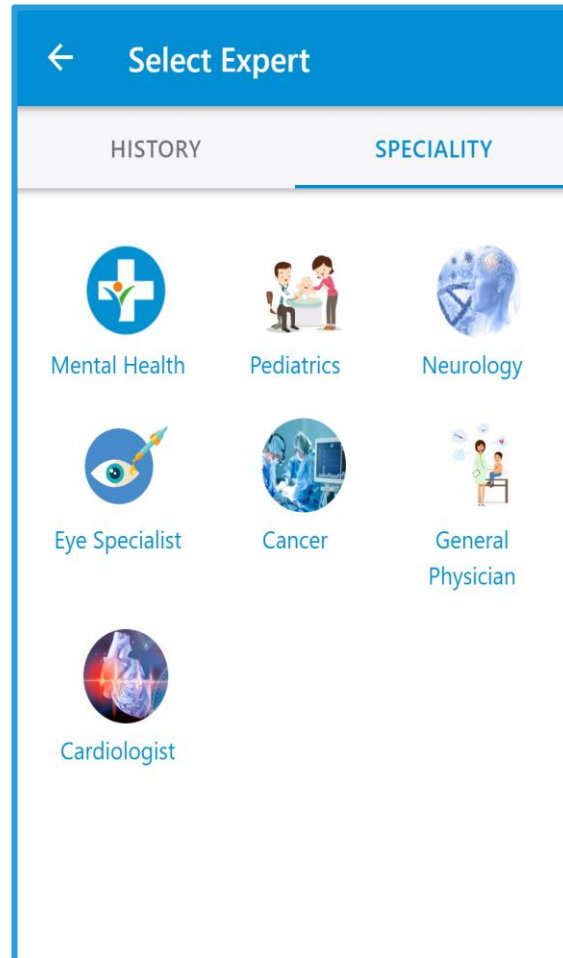
Book Tele-medicine Appointments with doctors



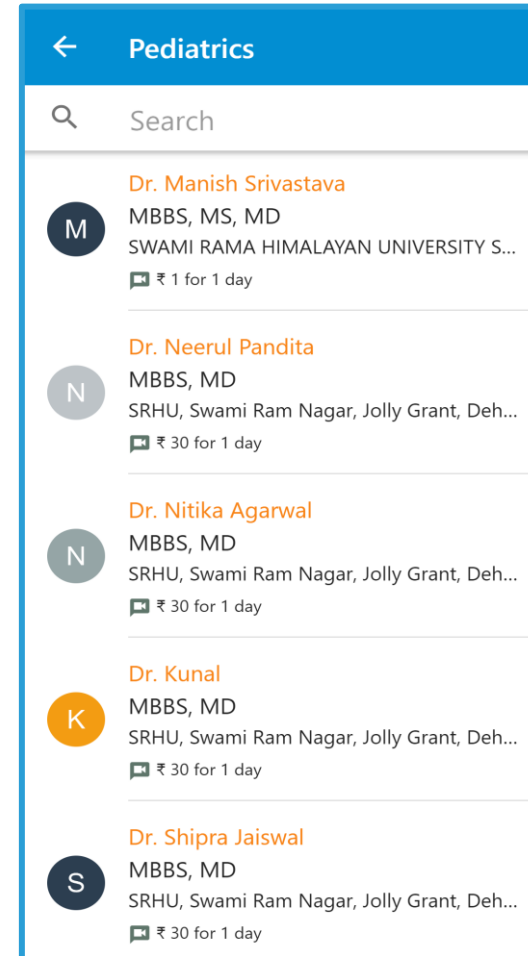
Home Page



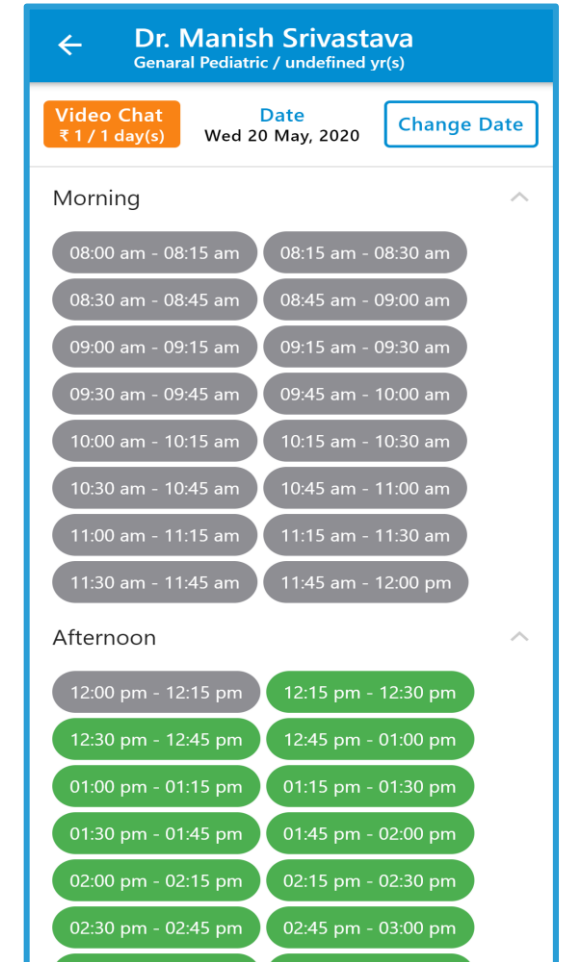
Select Speciality



Search & Select your doctor



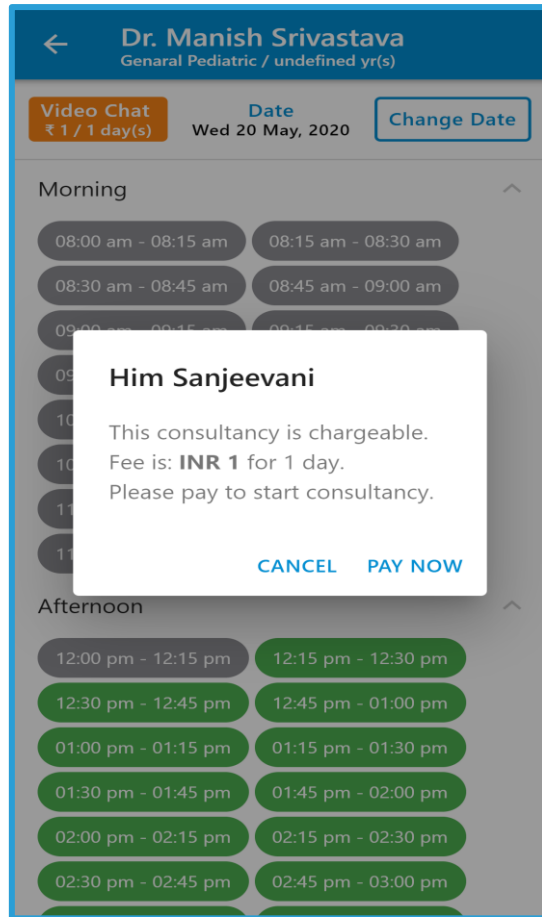
Select Appointment Time



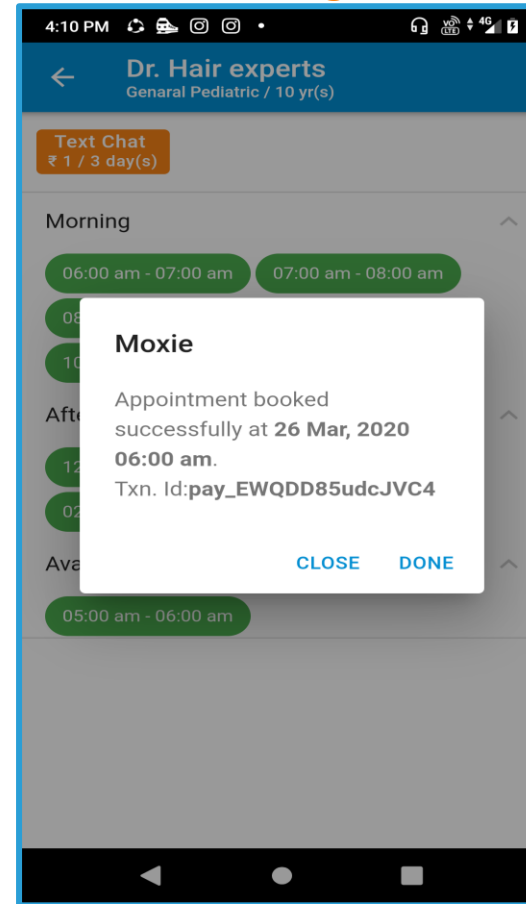
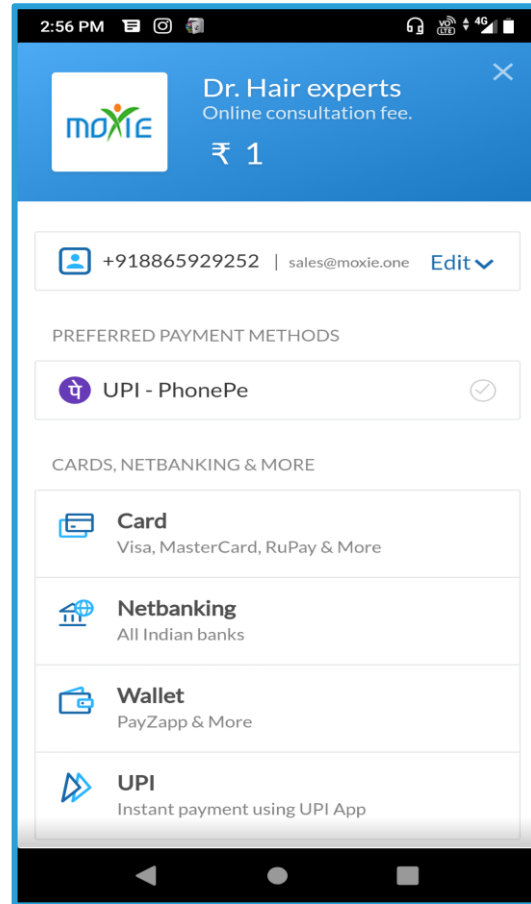
Book Tele-medicine Appointments with doctors



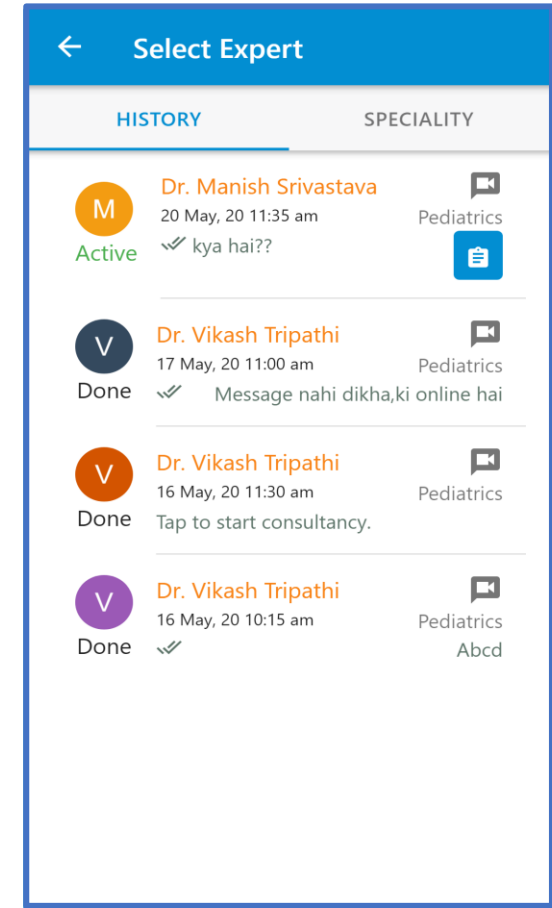
Pay Appointment Fee



Confirmation Message

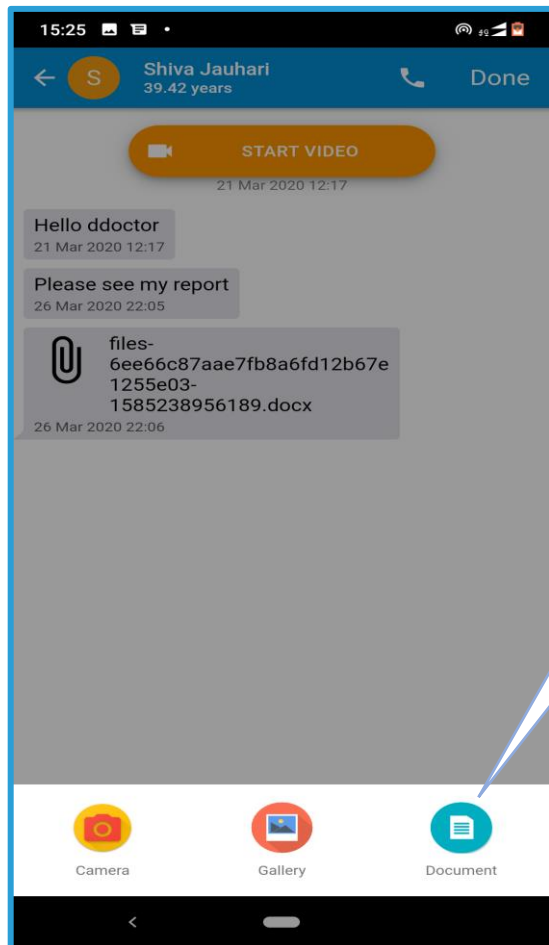


Can View Appointment

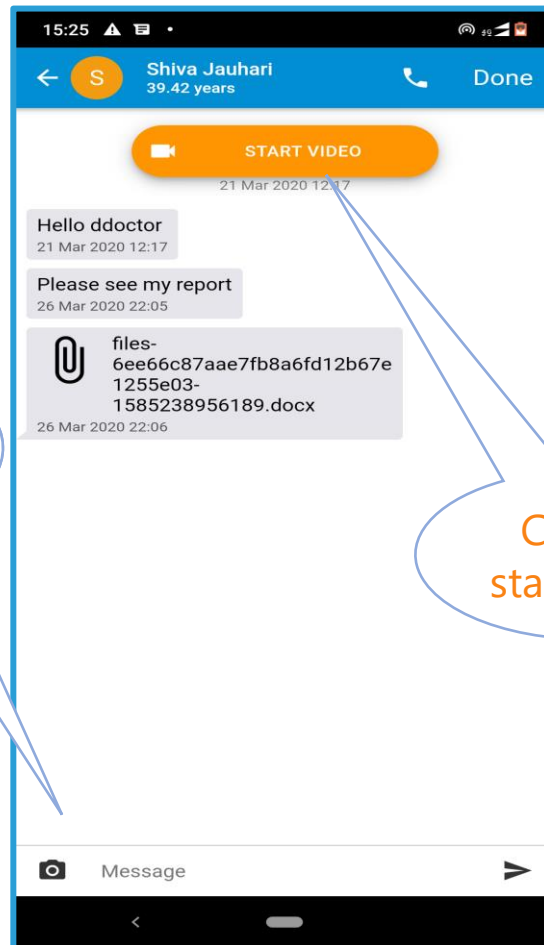


Tele-medicine Session with doctors

Share Reports with Doctor



Send queries for appointment



Talk to Doctor on video

